





**TABLE 1**

|  | Value | What is it? | Expressed in standard form |
|--|-------|-------------|----------------------------|
|  |       |             |                            |
|  |       |             |                            |
|  |       |             |                            |
|  |       |             |                            |
|  |       |             |                            |
|  |       |             |                            |
|  |       |             |                            |
|  |       |             |                            |
|  |       |             |                            |
|  |       |             |                            |



**TABLE 3**

| Number | Number of significant figures |   |   |
|--------|-------------------------------|---|---|
|        | 3                             | 2 | 1 |
|        |                               |   |   |
|        |                               |   |   |
|        |                               |   |   |
|        |                               |   |   |
|        |                               |   |   |
|        |                               |   |   |
|        |                               |   |   |

3. Calculating the percentage change in values

—

to

—

—

—

—

—

**TABLE 4**

| Initial value | Change | % | Final value |
|---------------|--------|---|-------------|
|               |        |   |             |
|               |        |   |             |
|               |        |   |             |
|               |        |   |             |







| Prefix | Symbol | Multiplier |
|--------|--------|------------|
|        |        |            |
|        |        |            |
|        |        |            |
|        |        |            |




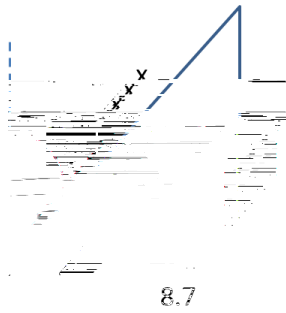


**TABLE 7**

| Base unit value | Prefix value |
|-----------------|--------------|
|                 |              |
|                 |              |
|                 |              |
|                 |              |
|                 |              |
|                 |              |
|                 |              |
|                 |              |
|                 |              |

6







y







|  |  |  |   |
|--|--|--|---|
|  |  |  | — |
|--|--|--|---|

**TABLE 10**

**1.** ( Q )  $= E/Q$

**8.** ( f )  $hf = + E_m$

**2.** ( Q )  $I = Q/ t$

**9.** ( v )  $E_k = \frac{1}{2} mv^2$

**3.**

**10.** ( L )  $E = \frac{1}{2} k L^2$

**4.** ( F )  $E = \frac{1}{2} F L$

**11.** ( r )  $= IR + Ir$

**5.**

**12.** ( l )  $= IR + Ir$

**6.**

**13.** ( a )  $v^2 = u^2 + 2as$

**7.**

**14.** ( a )  $s = ut + \frac{1}{2} at^2$

9. Performing complex calculations







Number

Number of significant figures







9. Performing complex calculations on a calculator

10. Answering a question (putting all the skills together)